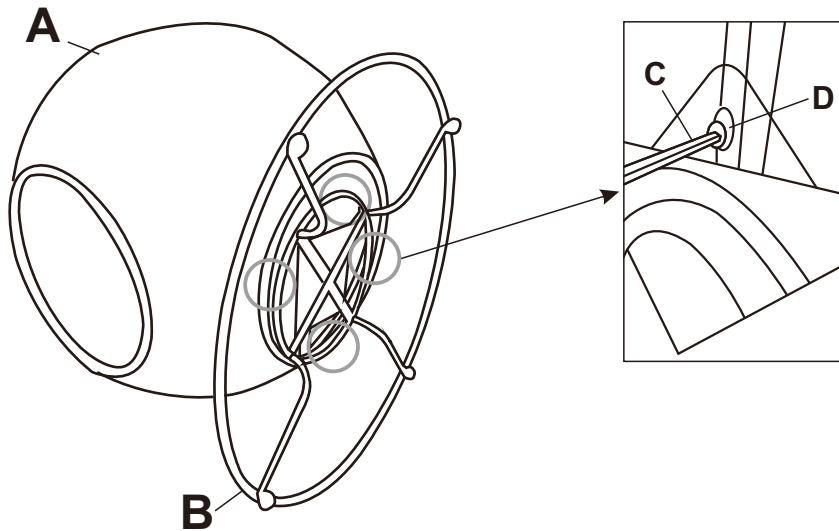
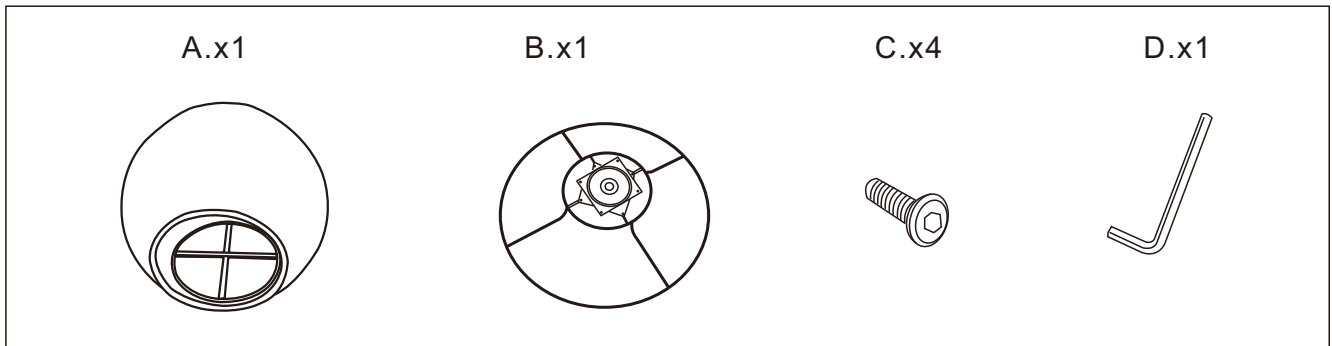



KINGMAN



Assembly Instructions



Care Instructions

1. To clean wipe with a sponge and warm soapy water then wipe with a dry, clean cloth. Do not use solvent based cleaners or detergents as they can bleach or damage the product.
2. Never use a pressure hose or washer to clean the product.
3. Never use scourers, abrasives or chemical cleaners.
4. Wipe clean with a soft dry cloth.
5. Store the product in a cool dry place. Before storage ensure that it is clean and dry.
6. We recommend the use of furniture covers to protect your product when not in use.
7. During bad weather and winter months the product should be stored in a cool dry place.
8. To clean metal frame, use a soft cloth moistened in lukewarm soap and water. Then buff with a dry clean cloth.
9. The frames are manufactured using the powder coated steel tubing. When steel is exposed to air and moisture it will rust. Any scratches on the paintwork should be touched up immediately with metal paint, otherwise corrosion may occur.